

FOR FUN

# Thank You Cards

These creatively designed cards will help you express your gratitude. Choose from three different designs.

---

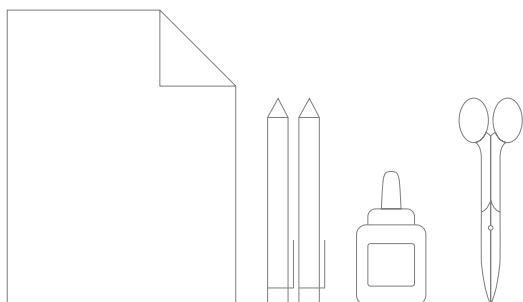

## Templates Included:

- 4 Simple Design
- 5 Floral Design
- 6 Geometric Pattern

## Thank You Cards

# Creatively Designed Cards

These templates include designs that can be used for any occasion. Choose from one of our three template designs.



## What You Will Need

Hammermill® Premium Color Copy Cover 100 lb.


Scissors

Pen/Markers

**Note:** This activity involves using scissors. Have an adult cut out the templates for any little ones.

## Creating Your Cards

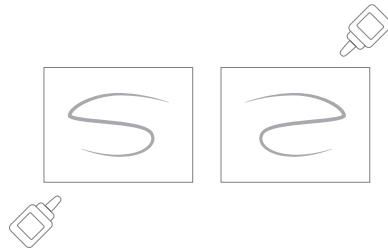
1. Print out the thank you card templates.



2. Cut along the dotted line on the template.



3. Take both pieces you cut out and apply glue to the blank sides. Line up the backs and glue them together to form one single card.



4. Write your own message.

